




Extra Items

for the *Best Stories From the Best Book Program*

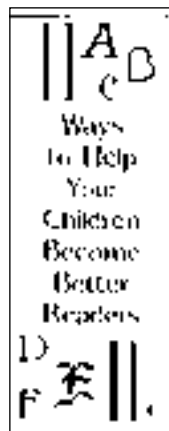
Flowers of Promise – Story and Coloring Book – **\$4.50**



Guidelines for Pre-School Math – **\$2.00**



Obedience Study – **\$4.00**
(See a list of other character qualities in the Miscellaneous Section.)



Travels of the Advent People – Story and Coloring Book – **\$7.00**

Ways to Help Your Children Become Better Readers – **\$2.00**





Order the Flash Cards for the *Writing and Spelling Road to Reading and Thinking*. See the First Grade Program. In the *Best Stories* program only the single phonogram cards will be used. (Call Riggs Institute 1-800-200-4840)

“And he said unto them,
Set your hearts unto all
the words which I testify among
you this day,
which ye shall command
your children to observe
to do, all the words
of this law.”
Deuteronomy 32:46

Training for Parent/Teacher


***Studies in Character Building* – \$13.00**
***Gentle Measures* – \$13.00**
***Happy Hours At Home* – \$8.50**



***Teaching Child Training from the Bible* – \$5.00**
 (CD)

***Ten Principles of True Education* – \$155.00 (non-refundable)**

This is a correspondence training course for parents and teachers. It will take about 3 to 6 months or more to complete. This helps the teacher to prepare to homeschool.



See page 61 for more information on the above item.

Information for Parent/Teacher

“That our sons may be as plants grown up in their youth; that our daughters may be as corner stones, polished after the similitude of a palace.”



Psalm 144:12

From birth the child should own a Bible. It should be displayed in his room, taken to church in the diaper bag, and when old enough and can care for it properly, he will carry it himself to church. A Bible case protects and provides a handle for the child. Remember the Bible is not a toy to play with. Teach the child to reverence it.

The Bible is used to read from for the child's worship. From birth have family worship every morning and every evening.

When the child is very young the worship is very short. Worship is increased in time as the child grows older and is able to sit longer in his chair or on mother's or father's lap.

It is recommended to **not use** DVDs or television. Why? It is best at this young age to help the child to interact rather than be a passive observer. God used the best method of teaching in the Garden of Eden.

A Suggested Daily Schedule

(Adapt this schedule to your family's needs)

6:00 a.m. Personal Grooming and Worship
(At this age, child can during this time listen to soft music, the Bible being read on tape, etc. Help the child form the habit of being with Jesus at a set time each day.)

6:30 a.m. Family Worship (*Family Bible Lessons* or *Best Stories*)

7:00 a.m. Breakfast



8:00 a.m. Practical Arts—



Domestic Activities (Example: Carry silverware to sink or feed the pets)
Agriculture (Example: Put little rocks from garden in wheelbarrow)
Industrial Arts (Example: Hand nails to father)

10:00 a.m. Nature (*Family Bible Lessons*)

10:30 a.m. Take a nature walk looking for what you just studied about

11:30 a.m. Dinner Preparations
Dinner



1:30 p.m. Practical Arts—



Domestic Activities (Example: fold wash cloths for mother)
Agriculture (Example: Help pick garden produce)
Industrial Arts (Example: Help mother by stacking quilt blocks)


3:00 p.m. Story time

4:00 p.m. Productive Play



5:00 p.m. Supper

6:00 p.m. Family Worship (*Family Bible Lessons*)



7:00 p.m. Bed

Teach character development to the child in each thing you do during the day.
(Example of helpfulness: A year old child can pick up a spoon as you carry him to the sink he can drop it in.) Start a child very young helping in the household duties.